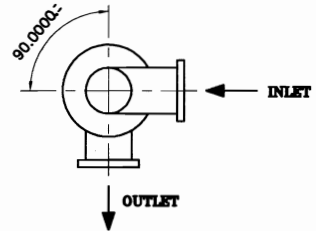
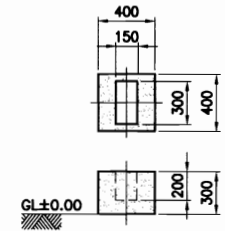


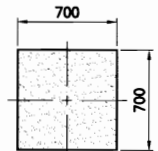
DRAIN 40A
 OVER FLOW 80A
 MANUAL MAKE-UP 40A
 AUTO MAKE-UP 40A
 OUTLET 200A
 INLET 200A



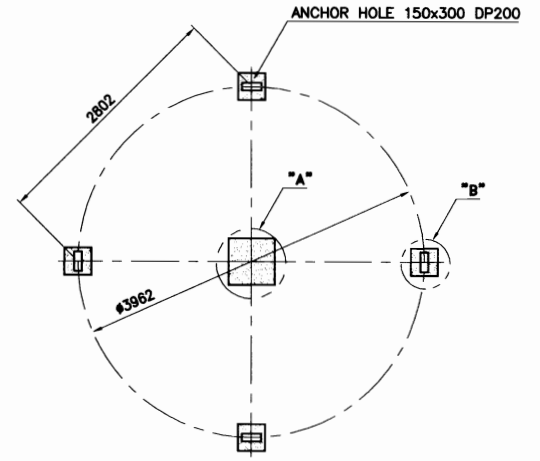
NO	DESCRIPTION	MATERIAL	Q'TY	SIZE	REMARKS
1	MOTOR	T.E.F.C	1 SET	7.5HPx4P	3ø/380V/60Hz
2	REDUCER	V-BELT	1 SET	250R/T	
3	MOTOR BASE	SS400+H.D.G	1 SET		
4	FAN	F.R.P	1 SET	ø2400	4 BLADES
5	FAN BOSS	AL+ALLOY	1 SET	ø395	
6	UPPER BODY	F.R.P	8 PI		
7	TURN BUCKLE	SS400+H.D.G	1 SET		
8	SPRINKLER HEAD	AL+ALLOY	1 SET	200A	
9	SPRINKLER PIPE	P.V.C	1 SET	75A	
10	ELIMINATOR	F.R.P	1 SET	2 ^t	
11	CENTER BODY	F.R.P	8 PI		
12	FILLER	P.P	1 LOT	0.4 ^t	SQUARE TYPE
13	CENTER PIPE	S.G.P+H.D.G	1 SET	200A	
14	FILLER SUPPORT	SS400+H.D.G	1 SET		
15	SUPPORT	S.G.P+H.D.G	1 SET	25A	
16	LADDER	S.G.P+H.D.G	1 SET	20A	
17	UNDER BODY	F.R.P	8 PI		
18	STRAINER	SS400+H.D.G	1 SET		
19	SUCTION TANK	SS400+H.D.G	1 SET	400A	
20	LEG	SS400+H.D.G	1 SET	32A	



DETAIL "B"



DETAIL "A"



BASE FOUNDATION

- NOTE**
- FOUNDATION : R.F CONCRETE (OUT OF SCOPE)
 - F.R.P TOLERANCE IS ±20mm.
 - NET WEIGHT : 1620 KG
 - OPERATE WEIGHT : 3443 KG

NO.	REVISION	DATE	DRAWN	CHK'D	APP'R	REFERENCE DRAWING
△						
△						
△						
△						

D H Tech Co., Ltd.
 디에이치테크(주)

Project NO.			
Scale	N/S	Drawn	
Unit	mm	Design	
Date	2003.	Checked	
Size	A4	Approved	

PROJECT : COOLING WATER SYSTEM

TITLE : ROUND TYPE COOLING TOWER
250 R/T ASS'Y DWG.

REF. NO. RN373227FVP02501-001

Rev. No.