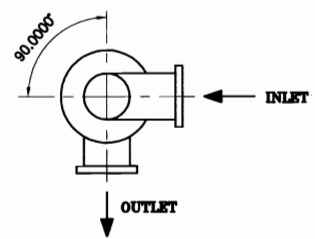
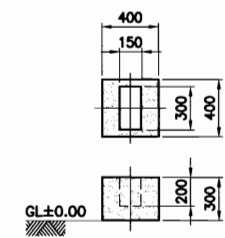


DRAIN 25A
 OVER FLOW 40A
 MANUAL MAKE-UP 25A
 AUTO MAKE-UP 25A
 INLET 125A
 OUTLET 125A

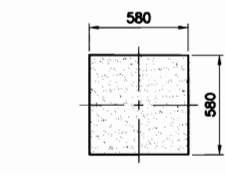


DAE HWA STANDARD WATER FLOW(1A-TYPE)

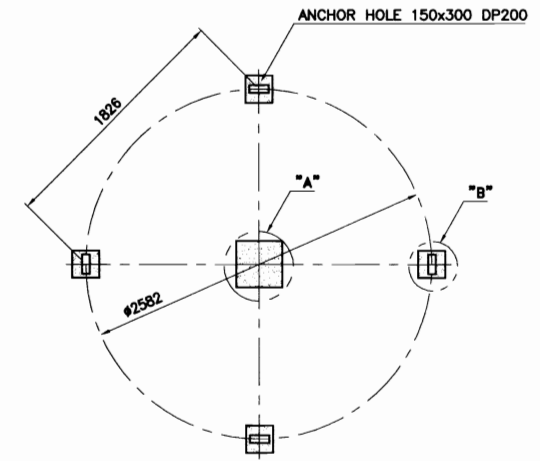
NO	DESCRIPTION	MATERIAL	Q'TY	SIZE	REMARKS
1	MOTOR	T.E.F.C	1 SET	4HPx8P	3#220/380/440V/60Hz
2	MOTOR BASE	SS400+H.D.G	1 SET		
3	FAN	AL+ALLOY	1 SET	Ø1200	6 BLADES
4	UPPER BODY	F.R.P	4 PI		
5	TURN BUCKLE	SS400+H.D.G	4 EA		
6	SPRINKLER HEAD	AL+ALLOY	1 SET	125A	
7	SPRINKLER PIPE	P.V.C	1 SET	65A	
8	ELIMINATOR	F.R.P	1 SET	2 ^t	
9	CENTER BODY	F.R.P	4 PI		
10	FILLER	P.P	1 LOT	0.4 ^t	SQUARE TYPE
11	CENTER PIPE	S.G.P+H.D.G	1 SET	125A	
12	FILLER SUPPORT	SS400+H.D.G	1 SET		
13	SUPPORT	S.G.P+H.D.G	1 SET	20A	
14	LADDER	S.G.P+H.D.G	1 SET	20A	
15	UNDER BODY	F.R.P	4 PI		
16	STRAINER	SS400+H.D.G	1 SET		
17	SUCTION TANK	SS400+H.D.G	1 SET	250A	
18	LEG	SS400+H.D.G	1 SET	25A	



DETAIL "B"



DETAIL "A"



BASE FOUNDATION

- NOTE
- REDUCER : DIRECT DRIVE TYPE
 - FOUNDATION : R.F CONCRETE (OUT OF SCOPE)
 - F.R.P TOLERANCE IS ±20mm.
 - NET WEIGHT : 678 KG
 - OPERATE WEIGHT : 1369 KG

NO.	REVISION	DATE	DRAWN	CHK'D	APP'R	REFERENCE DRAWING
△						
△						
△						
△						

D H Tech Co., Ltd.
 D H Tech Co., Ltd.
 Project NO. _____
 Scale N/S
 Unit mm
 Date 2003. . .
 Size A4

PROJECT : COOLING WATER SYSTEM
 TITLE : ROUND TYPE COOLING TOWER
 125 R/T ASS'Y DWG.
 REF. NO. RN373227FVP01251-001
 Rev. No.