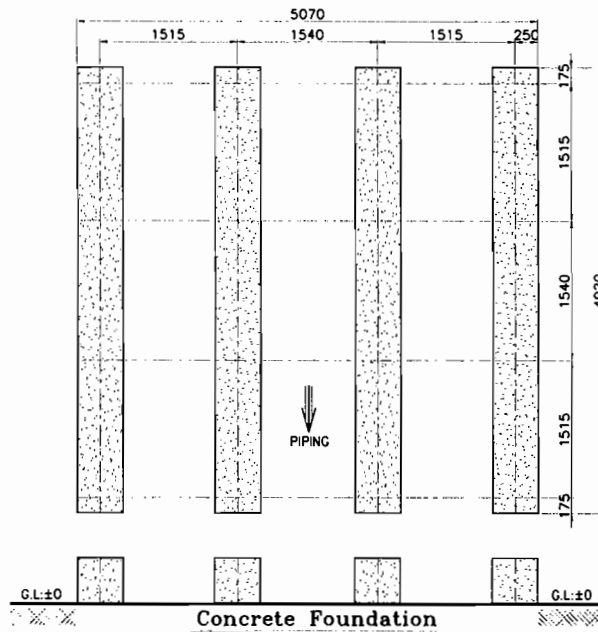


INLET PIPE "A"

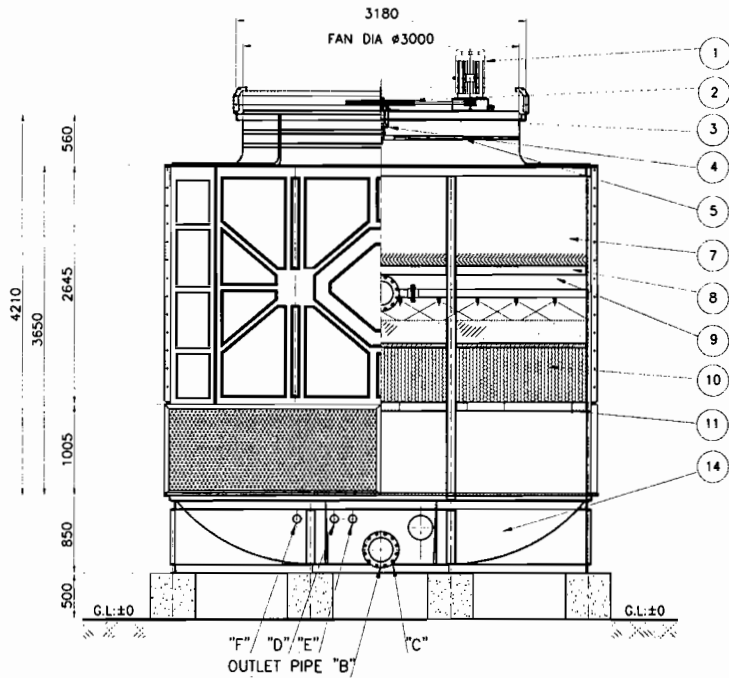


Concrete Foundation

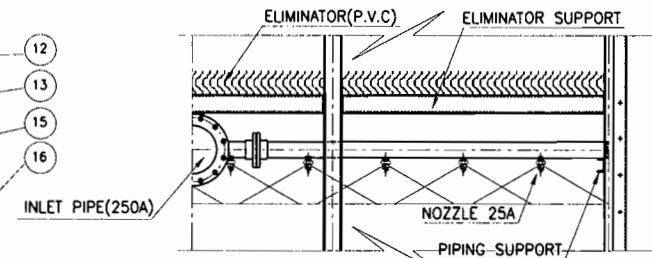
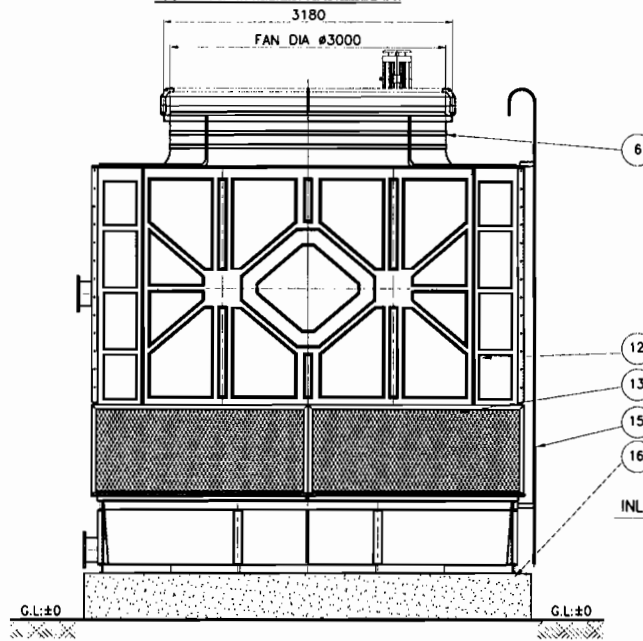
NO	DESCRIPTION	MATERIAL	Q'TY	SIZE	REMARKS
1	MOTOR	T.E.F.C	1SET	20HPx4P	
2	V-BELT	RUBBER	1SET	500R/T	
3	MOTOR SUPPORT	SS400	1SET	6t	H.D.G
4	REDUCER	FC	1SET	500R/T	
5	FAN BLADE	F.R.P	1SET	φ3000	
6	FAN STACK	F.R.P	1SET	φ3030	
7	ELIMINATOR	P.V.C	1SET	P.V.C	
8	NOZZLE PIPE	P.V.C or P.E	1SET	80A	
9	NOZZLE	P.P	1LOT	25A	
10	FILLER	P.V.C	1LOT	0.4t	
11	FILLER SUPPORT	SS400	1SET	6t	H.D.G
12	CASING(BODY)	F.R.P	1SET	5t	
13	LOUVER	P.V.C	1LOT	500R/T	H.D.G
14	COLD WATER BASIN	F.R.P	1SET	5t	
15	LADDER	S.P.P.W	1SET	25A	
16	FOUNDATION	CON'C	1LOT		

SPECIFICATION DATA			LOADING DATA
1	CIRCULATING WATER FLOW	468M <sup>3</sup> /HR(600R/T)	SHIPPING WEIGHT 4780KG
2	NOMINAL CAPACITY	2,340,000Kcal/hr	
3	HOT WATER TEMPERATURE	37 °C	OPERATING WEIGHT 11900KG
4	COLD WATER TEMPERATURE	32 °C	
5	WET BULB TEMPERATURE	27 °C	

PIPE SPECIFICATION DATA			
NO	NAME	SIZE	CONNECTION
A	INLET PIPE	250A	FLANGE
B	OUTLET PIPE	250A	FLANGE
C	DRAIN PIPE	80A	SOCKET
D	AUTOMATIC MAKE UP	80A	SOCKET
E	MANUAL MAKE UP	80A	SOCKET
F	OVER FLOW	100A	SOCKET



OUTLET PIPE "B"



DETAIL "X"

NO.	REVISION	DATE	DRAWN	CHK'D	APP'R	REFERENCE DRAWING
△						
△						
△						

**DHT** Dae Hwa Tech Co., Ltd.  
 다 이 에 이 지 테 크 (주)

Project NO.		
Scale	N/S	Drawn
Unit	mm	Design
Date		Checked
Size	A4	Approved

PROJECT : COOLING WATER SYSTEM

TITLE : DHG-CU-500

DWG. NO. Rev. No.