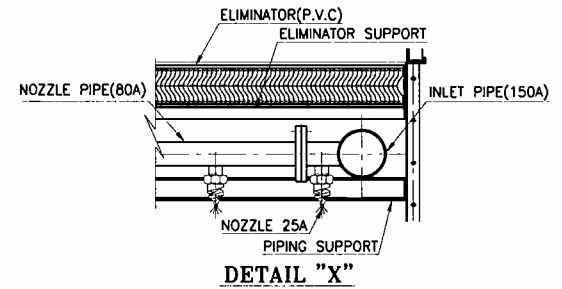
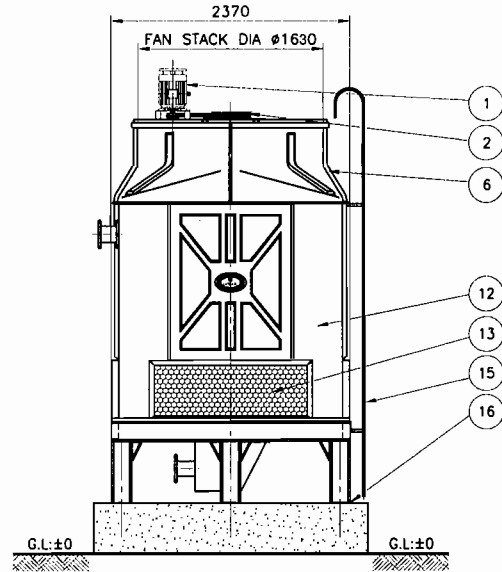
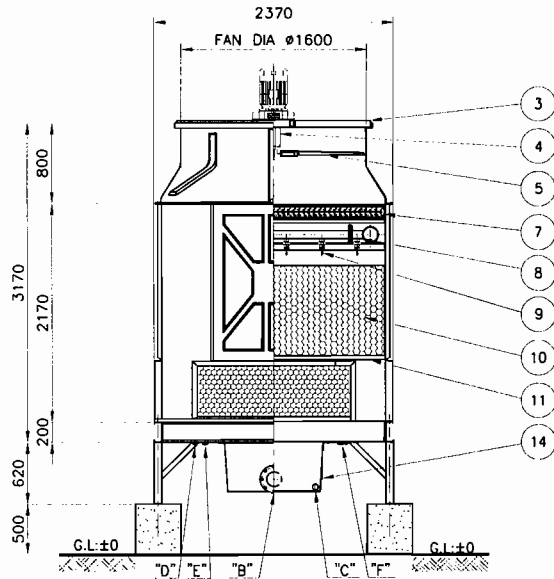


Concrete Foundation



NO	DESCRIPTION	MATERIAL	Q'TY	SIZE	REMARKS
1	MOTOR	T.E.F.C	1SET	5HPx4P	
2	V-BELT	RUBBER	1SET	150R/T	
3	MOTOR SUPPORT	SS400	1SET	4t	H.D.G
4	REDUCER	FC	1SET	15DR/T	
5	FAN BLADE	F.R.P	1SET	φ1600	
6	FAN STACK	F.R.P	1SET	φ1640	
7	ELIMINATOR	P.V.C	1SET	-	
8	NOZZLE PIPE	P.V.C or P.E	1SET	80A	
9	NOZZLE	P.P	1LOT	25A	
10	FILLER	P.V.C	1LOT	0.4t	
11	FILLER SUPPORT	SS400	1SET	4t	H.D.G
12	CASING(BODY)	F.R.P	1SET	5t	
13	LOUVER	EX/METAL	1LOT	150R/T	H.D.G
14	COLD WATER BASIN	F.R.P	1SET	5t	
15	LADDER	S.P.P.W	1SET	20A	
16	FOUNDATION	CON'C	1LOT	-	OUT OF SCOPE

SPECIFICATION DATA			LOADING DATA
1	CIRCULATING WATER FLOW	117M ³ /HR(150R/T)	SHIPPING WEIGHT 970KG
2	NOMINAL CAPACITY	585,000kcal/hr	
3	HOT WATER TEMPERATURE	37 °C	OPERATING WEIGHT 2500KG
4	COLD WATER TEMPERATURE	32 °C	
5	WET BULB TEMPERATURE	27 °C	

PIPE SPECIFICATION DATA			
NO	NAME	SIZE	CONNECTION
A	INLET PIPE	150A	FLANGE
B	OUTLET PIPE	150A	FLANGE
C	DRAIN PIPE	50A	SOCKET
D	AUTOMATIC MAKE UP	32A	SOCKET
E	MANUAL MAKE UP	32A	SOCKET
F	OVER FLOW	50A	SOCKET

DHT D H Tech Co., Ltd.
디에이테크(주)

PROJECT : COOLING TOWER
COUNTER FLOW TYPE.

TITLE :
DHG-CU-150

NO.	REVISION	DATE	DRAWN	CHK'D	APP'R	REFERENCE DRAWING
△						
△						
△						
△						

Project NO.			
Scale	N/S	Drawn	
Unit	mm	Design	
Date	2005. 11. 17.	Checked	
Size	A3	Approved	

DWG. NO. Rev. No.